



How-To Feature Guide

Authorization PIN Code

What is Authorization PIN Code?

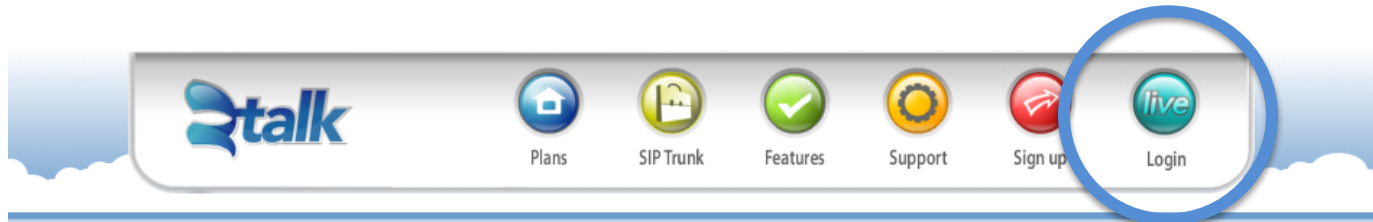
A PIN code is a personal identification number and typically used to restrict access.

The Authorization PIN code feature can be activated to restrict someone from placing outgoing calls, without first entering the PIN.



Login to 2talk Live

At 2talk.com, select **LIVE** to Login







\$11.99 /mth

Sign up

Join now and save for the next 3 months

Includes unlimited plan minutes[^] including US and international destinations, unlimited 2talk calling, 2talk features, keep your phone number or add a new USA line, BYOD and save \$3/month, no contracts

[^]\$23.99 after 3 month period expires, includes telephone adapter (usual cost \$3/mth), excludes fees and tax

 Free Trial Try 2talk out now for free. Our trial includes over 50 minutes of calling to 70+ destinations.	 Plans Build a plan to suit your needs with our Business Combos. Lines start at \$12.99. We have plans for personal users too.	 SIP Trunking Make the switch to IP and save with our low cost SIP Trunks. Connect your PBX and pay as little as \$10 per trunk and 1.3 c/min.	 Free Features All services include Custom Call Forwarding, Call Recording, Locate Me, Video Calling, Auto Attendant and more
--	--	---	---

[Terms and conditions](#)

[Share](#)

[About us](#)

[Affiliate](#)

[Wholesale](#)

© 2talk LLC, 2011



2talk Live

Select
AUTHORIZATION PIN CODE
from the Outbound Calls menu

The screenshot displays the 2talk web interface for account settings. The page title is "2talk Settings for 092804995". A navigation menu on the left includes "2talk Settings", "Call Features", "Calendar & Tasks", "Contacts", "Messages", "My Media", "Notes", "Tasks", "Messages (7)", "Contacts", "Support Tickets", "Call Records", "Add Account Credit", "Account Details", "Plans & Services", "Your Details", "Change Password", "My Media", "Calendar & Tasks", "Line Manager", and "Log out". The main content area is divided into two columns: "Inbound Calls" and "Outbound Calls". The "Outbound Calls" column contains several settings, with "Authorisation PIN Code" circled in blue. The "Authorisation PIN Code" setting includes the text: "Setup an authorisation Pin Code to protect any calls made on your account".

2talk

Star Codes Rates T & C's Options Help Log out

Line: 092804995

2talk Settings for 092804995

Inbound Calls

- Locate Me / One number**
When you receive a call your home phone, work phone and mobile can all ring simultaneously
- Call Forwarding or trunking**
Setup your calls to forward when you are on the phone or if you do not answer
- Do Not Disturb**
Automatically forward calls to voicemail or play busy tone if you do not wish to be disturbed
- Call Waiting**
Choose whether to answer another call if you are already on the phone
- Caller ID & Rejection Options**
Choose whether you want to accept calls from anonymous or blacklisted callers
- Call Screening Options**
Choose whether to screen all or just anonymous incoming calls
- Voicemail Service**
Set your Voicemail PIN number and select whether to disable the service
- Auto Attendant**
Create your own auto attendant prompts for callers
- Directed or Group Call Pickup**
Pickup an incoming call to another phone on your account

Outbound Calls

- MyCLI - Call Privacy and Caller ID**
Present an alternate Caller ID on outbound calls and choose whether to make anonymous calls
- Authorisation PIN Code**
Setup an authorisation Pin Code to protect any calls made on your account
- Speed Dial**
Program 8 speed dial numbers so you can quickly make calls by entering a single digit
- Last Number Redial**
You can dial *66 to redial the last number you called. Select your confirmation options here
- Call Return**
You can dial *69 to dial the last number that called you. Select your confirmation options here



Set Up Authorization PIN Code

The screenshot shows a web interface for configuring settings. On the left is a vertical menu with icons and text for various settings: 2talk Settings, Messages, Contacts, Support Tickets, Call Records, Add Account Credit, Account Details, Plans & Services, Your Details, Change Password, My Media, Calendar & Tasks, Line Manager, and Log out. The main content area is titled 'Authorisation PIN Code' and contains a checkbox labeled 'Enable Authorisation PIN code for outbound calls'. Below the checkbox is a text input field labeled 'PIN Code:'. At the bottom of this section are three buttons: 'SAVE OPTIONS', 'UNDO CHANGES', and 'RETURN TO OPTIONS'. The top right of the page has a breadcrumb trail: '<< MyCLI - Call Privacy and Caller ID | Speed Dial >>'. A green box highlights the checkbox and input field area.

Check the box to **ENABLE AN AUTHORIZATION PIN CODE FOR OUTBOAUND CALLS.**

Enter the pin Code you would like to use in the space provided.

ALWAYS REMEMBER TO CLICK SAVE OPTIONS.





For Assistance

Contact support@2talk.com

