



How-To Feature Guide

Caller Privacy and Caller ID

What is Caller Privacy and Caller ID?

Caller ID may be used to display a caller's telephone number, and sometimes name, on a called user's telephone.

The Caller Privacy and Caller ID feature enables you to set the display name and phone number when you place an outgoing call.



Call Privacy and Caller ID Star Keys

Star Keys are shortcuts you can dial from your 2talk phone to access features.

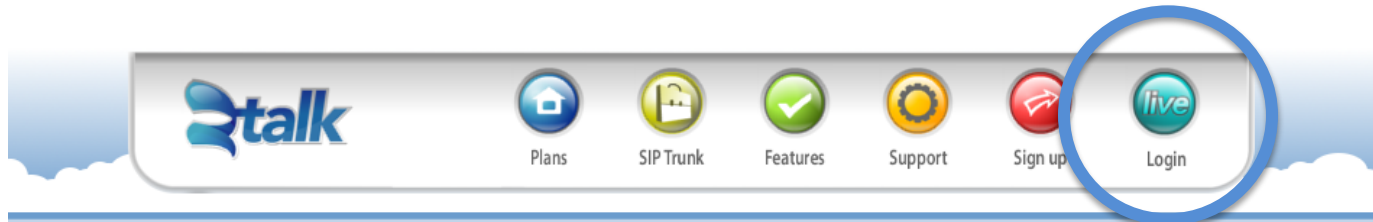
Dial *67 to Block Your Caller ID

Dial *65 to display your Caller ID



Login to 2talk Live

At 2talk.com, select **LIVE** to Login







\$11.99 /mth

Sign up

Join now and save for the next 3 months

Includes unlimited plan minutes[^] including US and international destinations, unlimited 2talk calling, 2talk features, keep your phone number or add a new USA line, BYOD and save \$3/month, no contracts

[^]\$23.99 after 3 month period expires, includes telephone adapter (usual cost \$3/mth), excludes fees and tax

 Free Trial Try 2talk out now for free. Our trial includes over 50 minutes of calling to 70+ destinations.	 Plans Build a plan to suit your needs with our Business Combos. Lines start at \$12.99. We have plans for personal users too.	 SIP Trunking Make the switch to IP and save with our low cost SIP Trunks. Connect your PBX and pay as little as \$10 per trunk and 1.3 c/min.	 Free Features All services include Custom Call Forwarding, Call Recording, Locate Me, Video Calling, Auto Attendant and more
--	--	---	---

[Terms and conditions](#)

[Share](#)

[About us](#)

[Affiliate](#)

[Wholesale](#)

© 2talk LLC, 2011



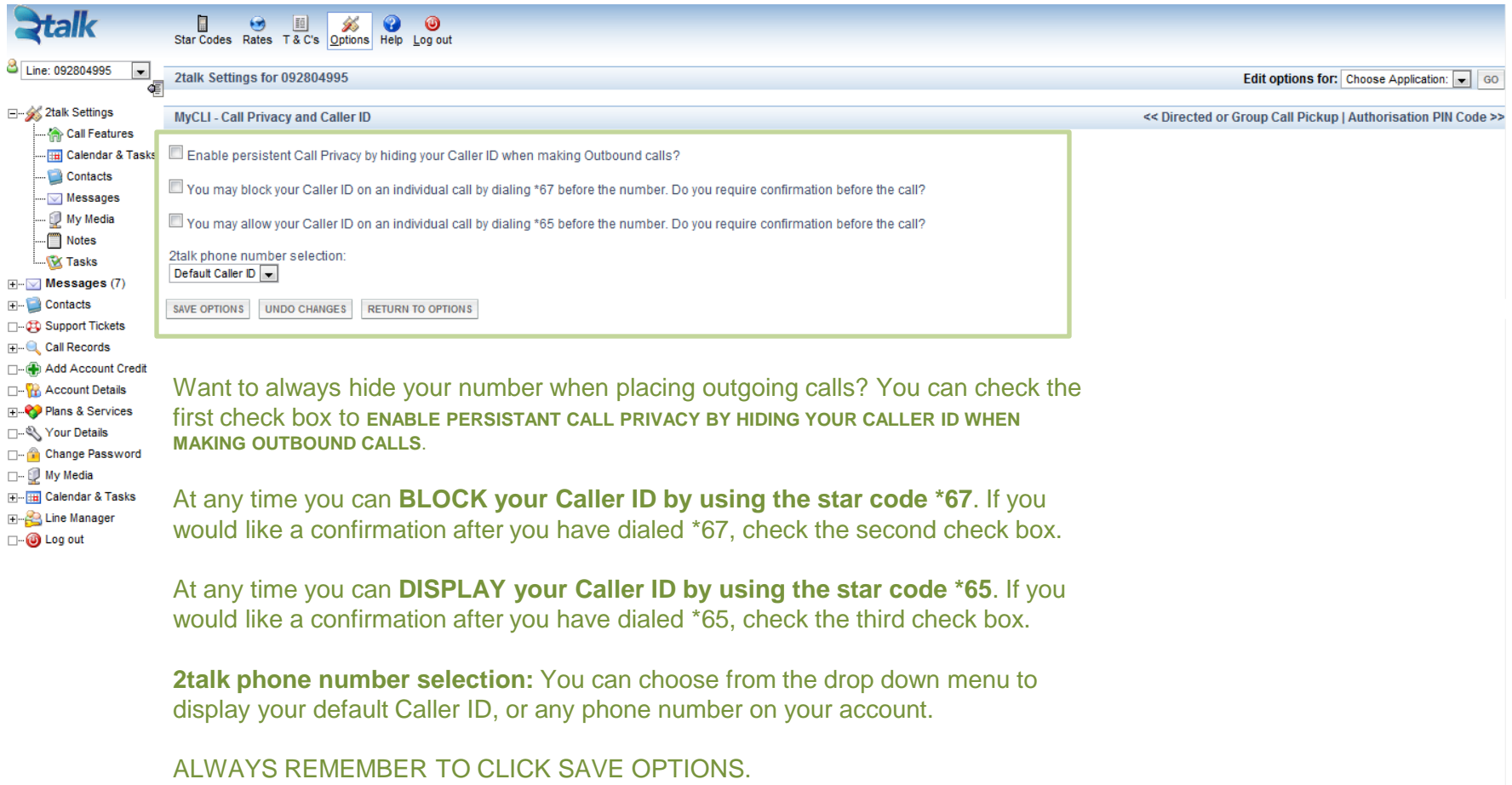
2talk Live

Select
MY CLI – CALL PRIVACY AND
CALLER ID from the Outbound
Calls Menu

The screenshot shows the 2talk Live user interface. At the top, there is a navigation bar with the 2talk logo and links for Star Codes, Rates, T & C's, Options, Help, and Log out. Below this, the user's line number is displayed as 092804995, and the page title is '2talk Settings for 092804995'. On the left side, there is a sidebar menu with various settings categories: 2talk Settings, Call Features, Calendar & Tasks, Contacts, Messages, My Media, Notes, Tasks, Messages (7), Contacts, Support Tickets, Call Records, Add Account Credit, Account Details, Plans & Services, Your Details, Change Password, My Media, Calendar & Tasks, Line Manager, and Log out. The main content area is divided into two columns of settings. The right column is titled 'Outbound Calls' and contains several options: 'MyCLI - Call Privacy and Caller ID' (highlighted with a blue circle), 'Authorisation Pin Code', 'Speed Dial', 'Last Number Redial', and 'Call Return'. The left column contains settings for 'Inbound Calls' such as 'Locate Me / One number', 'Call Forwarding or trunking', 'Do Not Disturb', 'Call Waiting', 'Caller ID & Rejection Options', 'Call Screening Options', 'Voicemail Service', 'Auto Attendant', and 'Directed or Group Call Pickup'.



Set Up Caller Privacy and Caller ID



Line: 092804995

2talk Settings for 092804995

Edit options for: Choose Application: GO

MyCLI - Call Privacy and Caller ID

<< Directed or Group Call Pickup | Authorisation PIN Code >>

Enable persistent Call Privacy by hiding your Caller ID when making Outbound calls?

You may block your Caller ID on an individual call by dialing *67 before the number. Do you require confirmation before the call?

You may allow your Caller ID on an individual call by dialing *65 before the number. Do you require confirmation before the call?

2talk phone number selection:
Default Caller ID

SAVE OPTIONS UNDO CHANGES RETURN TO OPTIONS

Want to always hide your number when placing outgoing calls? You can check the first check box to **ENABLE PERSISTANT CALL PRIVACY BY HIDING YOUR CALLER ID WHEN MAKING OUTBOUND CALLS**.

At any time you can **BLOCK your Caller ID by using the star code *67**. If you would like a confirmation after you have dialed *67, check the second check box.

At any time you can **DISPLAY your Caller ID by using the star code *65**. If you would like a confirmation after you have dialed *65, check the third check box.

2talk phone number selection: You can choose from the drop down menu to display your default Caller ID, or any phone number on your account.

ALWAYS REMEMBER TO CLICK SAVE OPTIONS.





For Assistance

Contact support@2talk.com

