



Pre-Sale Support

Keeping My Phone Number

Getting Started

This guide will show you how you are able to keep your existing phone number(s) when you switch to 2talk!

Questions? Contact us!

855-295-8900





Keeping Your Existing Phone Number



STEP 1: Sign Up for Service

The screenshot shows the 2talk website's sign-up process. At the top, there is a navigation bar with the 2talk logo and icons for Plans, SIP Trunk, Features, Support, Sign up, and Login. Below this is a banner with the 2talk logo and the text "More free features than any other provider!" and a "Sign Up" button. The main content area is a sign-up form with a progress bar at the top showing four steps: 01 Choose your plan (active), 02 Customize Order, 03 Your details, and 04 Payment. The form includes a referral code field, tabs for Personal Plans, Business Plans, and Trial Plan, and three plan options: 2talk Freedom (\$0/month), 2talk Starter (\$12.99/month), and 2talk Power Up (\$20.99/month). A "Next" button is at the bottom right.

2talk

Plans SIP Trunk Features Support Sign up Login

Sign Up

2talk More free features than any other provider! Compare to Vonage.....

01 Choose your plan 02 Customize Order 03 Your details 04 Payment

Referred by a friend or have a promo code? Enter their 2talk number or your code.

Personal Plans Business Plans Trial Plan

2talk Freedom - \$0 /month [Rates]
Unlimited 2talk calls, 2talk features. Pay as you go for calls. Add a USA number for \$5/month

2talk Starter - \$12.99 /month [Free destinations included] [Rates]
500 plan minutes including US and intl destinations, unlimited 2talk calling, 2talk features, keep your phone number or add a new USA line, BYOD or request an adapter for \$3/month, add a USA, International or Toll Free line

2talk Power Up - \$20.99 / month [Free destinations included] [Rates]
Unlimited plan minutes* including US and intl destinations, unlimited 2talk calling, 2talk features, keep your phone number or add a new USA line, BYOD or request an adapter for \$3/month, add a USA, International or Toll Free line

Please Note: The price above does not include your \$3 Telephone Adapter. You can add this on the next page or save \$3 if you choose to bring your own device.

I have read and accepted the 2talk terms and conditions.

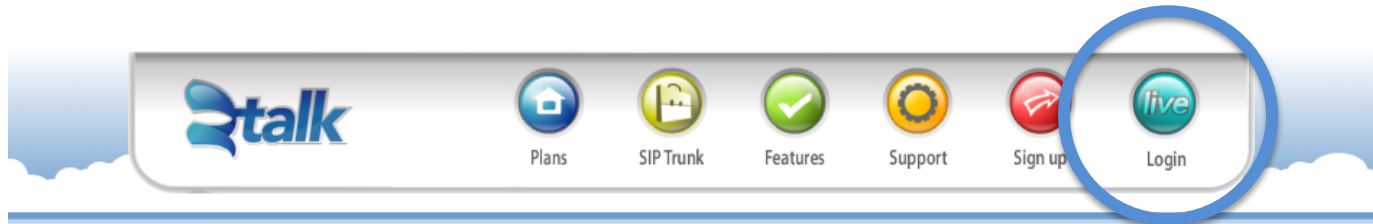
Next

Visit 2talk.com
and Pick Your Plan
and Add-Ons



STEP 2: Login to Your Account

At 2talk.com, select **LIVE** to Login







\$11.99 /mth

Sign up

Join now and save for the next 3 months

Includes unlimited plan minutes[^] including US and international destinations, unlimited 2talk calling, 2talk features, keep your phone number or add a new USA line, BYOD and save \$3/month, no contracts

[^]\$23.99 after 3 month period expires, includes telephone adapter (usual cost \$3/mth), excludes fees and tax

 Free Trial Try 2talk out now for free. Our trial includes over 50 minutes of calling to 70+ destinations.	 Plans Build a plan to suit your needs with our Business Combos. Lines start at \$12.99. We have plans for personal users too.	 SIP Trunking Make the switch to IP and save with our low cost SIP Trunks. Connect your PBX and pay as little as \$10 per trunk and 1.3 c/min.	 Free Features All services include Custom Call Forwarding, Call Recording, Locate Me, Video Calling, Auto Attendant and more
--	--	---	---

[Terms and conditions](#)

[Share](#)

[About us](#)

[Affiliate](#)

[Wholesale](#)

© 2talk LLC, 2011



STEP 3: Request a Transfer

Account Summary Account Details Add Account Credit Change Services Change Password

Add new line: Choose a New Number OR **Transfer My Existing Number**

Note: when adding a new phone number standard monthly charge as well as E911 and regulation fees will be added for the remaining of your current bill month.

Line Type:

E-911 Registered Address for new phone

My E.911 address for this line is the same as my default E911 address

First Name

Last Name

Street Number

Street Name

Locality

City

State

ZIP Code

Update Details

Once you have logged in:

1. Click on **Plans & Services**
2. Click on **Manage Numbers**
3. Click on **Transfer My Existing Number**
4. Select your **Line Type**
5. **Check the box** to keep your same E911 address, or fill out the form to add a different address
6. Click **Update Details**



STEP 5: Send 2talk Your Phone Bill

BIG BEND TELEPHONE COMPANY
Service Since 1900

Amount Due
\$ 242.11

Big Bend Area 310-465-1024
Big Bend Area 6900

BIG BEND TELEPHONE COMPANY
PO BOX 996
BIG BEND, TX 79808-0098

Service Summary

Long Distance Charges (North Star) \$ 142.85
Local Telephone Charges \$ 44.00
Equipment Charges \$ 14.50
Federal, State and Local Taxes \$ 26.76

Please Pay this Amount =====> \$ 242.11

June 1990

IF YOU HAVE ANY QUESTIONS OR CONCERNS
PLEASE CALL OUR SERVICE DEPARTMENT

INTERSTATE TELEPHONE
LEADING THE WAY IN LONG DISTANCE CONNECTIONS

Big Bend Area
Big Bend Area 6900

Date	Time	City	Area Code and Number	Total Minutes	Charge*
06/01/90	11:17 AM	Dallas, TX	(214) 555-6330	7.0	\$ 1.20
06/01/90	4:00 PM	Portland, OR	(503) 555-7435	65.1	\$ 11.30
06/01/90	6:39 AM	Screwville, MS	(601) 555-9544	25.6	\$ 7.85
06/01/90	11:00 AM	Podunk, VT	(802) 555-5630	15.8	\$ 7.65
06/03/90	8:50 AM	Oceanside, CA	(213) 555-0534	14.6	\$ 9.25
06/05/90	10:20 PM	Buffalo, NY	(716) 555-7434	34.2	\$ 16.15
06/08/90	8:10 AM	Cripple Creek, CO	(303) 555-0332	11.0	\$ 4.20
06/09/90	9:01 AM	Watches, SD	(605) 555-2134	2.7	\$.78
06/09/90	12:14 PM	Podunk, VT	(802) 555-1737	9.5	\$ 2.90
06/11/90	4:04 AM	Long Beach, CA	(213) 555-7284	9.3	\$ 4.25
06/14/90	7:46 AM	Tombstone, AZ	(602) 555-1237	1.8	\$ 1.35
06/16/90	8:25 AM	Ouxay, CO	(903) 555-8112	4.3	\$ 2.35

Send 2talk a copy of your phone bill so that we can transfer your existing number.

Fax Your Bill To:
310-376-7908

OR Email Your Bill To:
support@2talk.com

Subject: Number Port Request



STEP 5: Porting in Progress

Number porting takes
3 to 10 business days to
complete.

Once your porting has
completed, we will assign
your number(s) to your
account, and contact you to
test it out.



And you'll be all set!





Need Assistance?

Contact support@2talk.com

